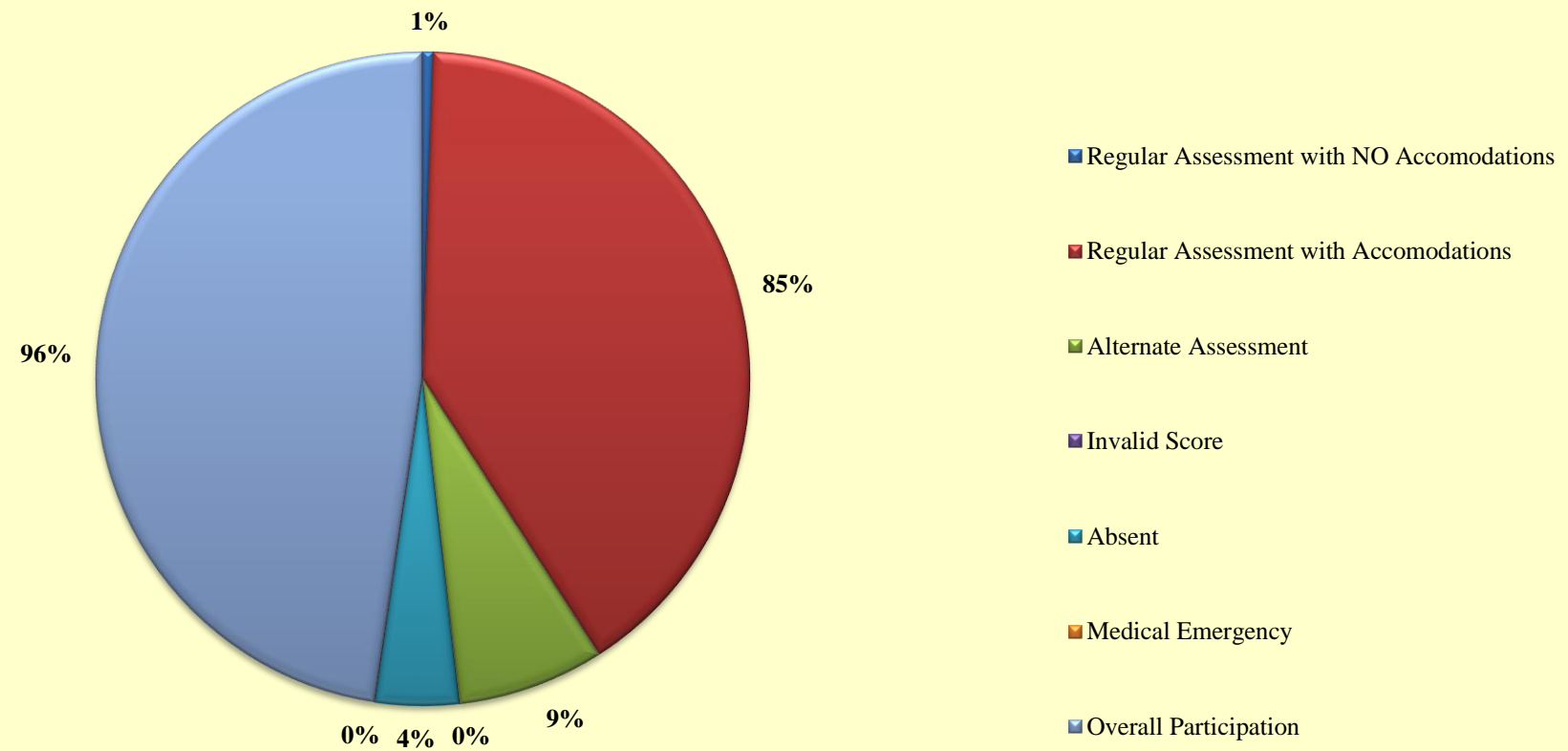


**CNMI PUBLIC SCHOOL SYSTEM
SPECIAL EDUCATION PROGRAM
2021- 2022 ASSESSMENT DATA**

MATH	Regular Assessment with Accomodations	Regular Assessment with NO Accomodations	Alternate Assessment	Invalid Score	Absent	Medical Emergency	TOTAL
3rd Grade	60	0	6	0	4	0	70
4th Grade	69	0	13	0	0	0	82
5th Grade	68	0	12	0	1	0	81
6th Grade	81	0	9	0	2	0	92
7th Grade	69	1	10	0	2	0	82
8th Grade	73	0	7	0	1	0	81
High School	31	0	6	0	7	0	44
TOTAL	451	1	63	0	17	0	532
PERCENTAGE	85%	0%	12%	0%	3%	0%	96%

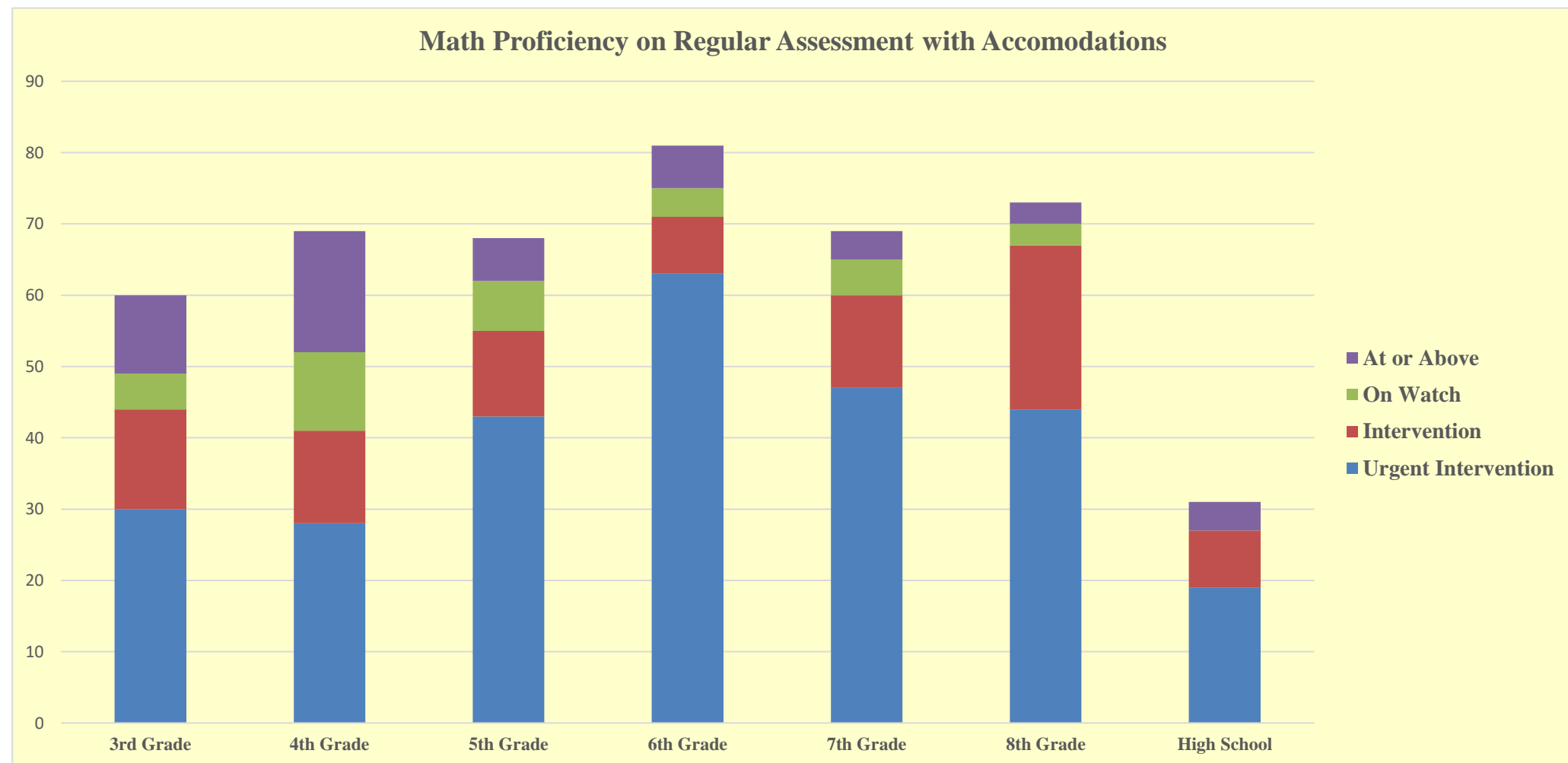
Participation of Students Math Assesment



**CNMI PUBLIC SCHOOL SYSTEM
SPECIAL EDUCATION PROGRAM
2021- 2022 ASSESSMENT DATA**

STAR MATH with Accommodations Proficiency Data


MATH (W/ACCOM)	Urgent Intervention	Intervention	On Watch	At or Above	TOTAL
3rd Grade	30	14	5	11	60
4th Grade	28	13	11	17	69
5th Grade	43	12	7	6	68
6th Grade	63	8	4	6	81
7th Grade	47	13	5	4	69
8th Grade	44	23	3	3	73
High School	19	8	0	4	31
TOTAL	274	91	35	51	451



**CNMI PUBLIC SCHOOL SYSTEM
SPECIAL EDUCATION PROGRAM
2021- 2022 ASSESSMENT DATA**

STAR MATH without Accommodation Proficiency Data

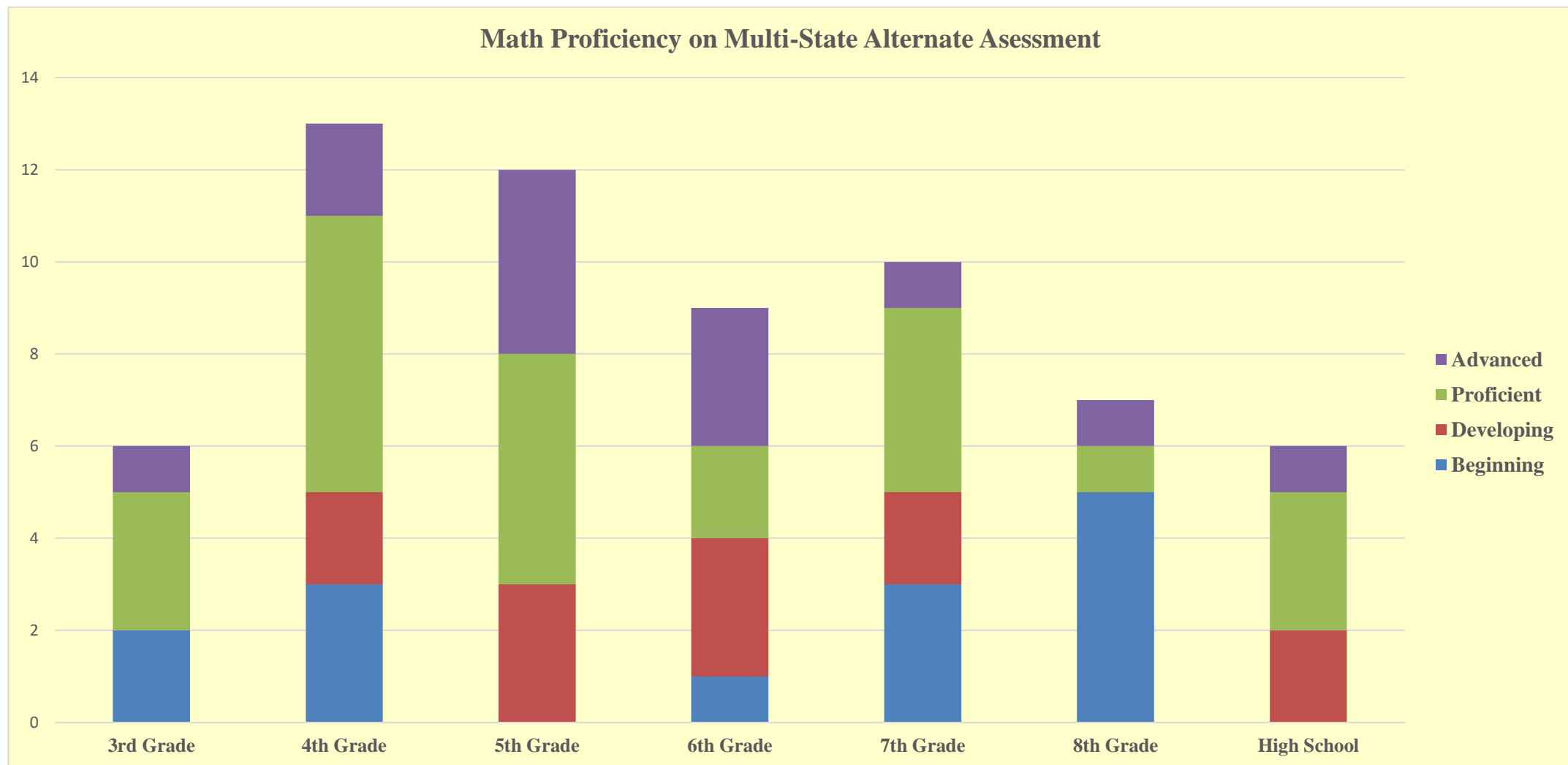
MATH (W/O ACCOM)	Urgent Intervention	Intervention	On Watch	At or Above	TOTAL
3rd Grade	0	0	0	0	0
4th Grade	0	0	0	0	0
5th Grade	0	0	0	0	0
6th Grade	0	0	0	0	0
7th Grade	1	0	0	0	1
8th Grade	0	0	0	0	0
High School	0	0	0	0	0
TOTAL	1	0	0	0	1



**CNMI PUBLIC SCHOOL SYSTEM
SPECIAL EDUCATION PROGRAM
2021- 2022 ASSESSMENT DATA**

Math Multi-State Alternate Assessment Proficiency Data

MATH (AA)	Beginning	Developing	Proficient	Advanced	TOTAL
3rd Grade	2	0	3	1	6
4th Grade	3	2	6	2	13
5th Grade	0	3	5	4	12
6th Grade	1	3	2	3	9
7th Grade	3	2	4	1	10
8th Grade	5	0	1	1	7
High School	0	2	3	1	6
TOTAL	14	12	24	13	63



**CNMI PUBLIC SCHOOL SYSTEM
SPECIAL EDUCATION PROGRAM
2021- 2022 ASSESSMENT DATA**