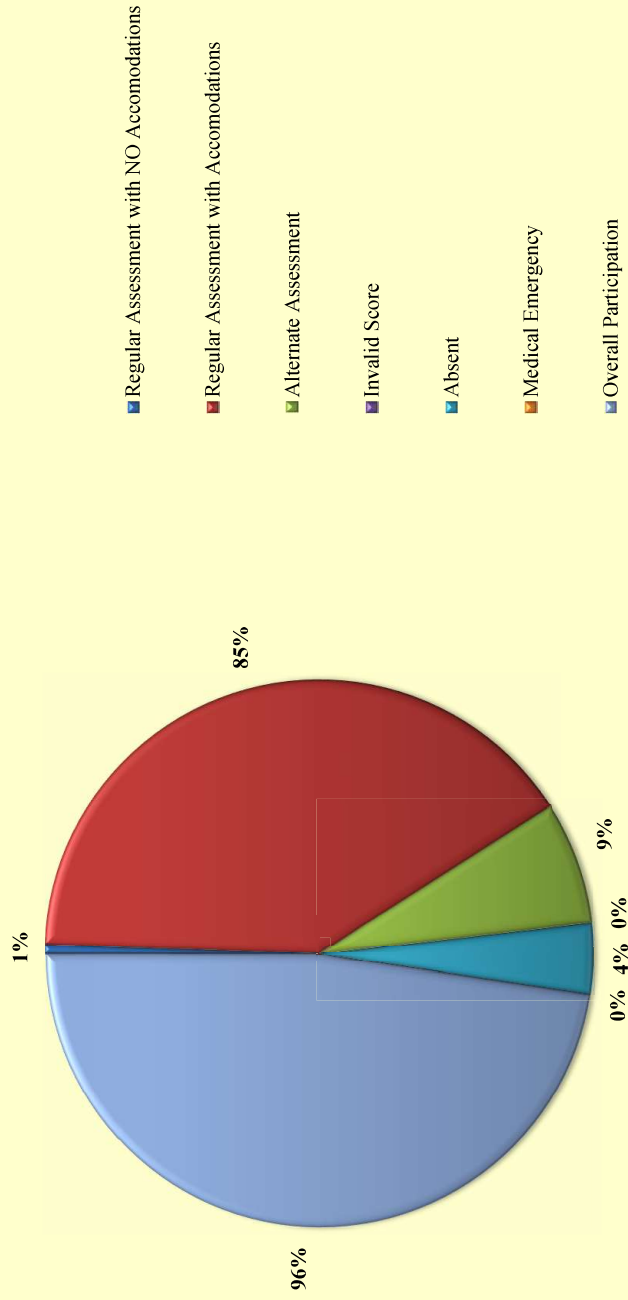


**CNMI PUBLIC SCHOOL SYSTEM
SPECIAL EDUCATION PROGRAM
2022- 2023 ASSESSMENT DATA**

MATH	Regular Assessment with Accommodations	Regular Assessment with NO Accommodations	Alternate Assessment	Invalid Score	Absent	Medical Emergency	TOTAL
3rd Grade	67	3	5	0	12	0	87
4th Grade	62	0	12	0	5	0	79
5th Grade	72	0	14	0	4	0	90
6th Grade	69	2	5	0	3	0	79
7th Grade	72	0	7	0	8	0	87
8th Grade	57	0	9	0	4	0	70
High School	17	1	9	1	9	0	37
TOTAL	416	6	61	1	45	0	529
PERCENTAGE	79%	1%	12%	0%	9%	0%	96%

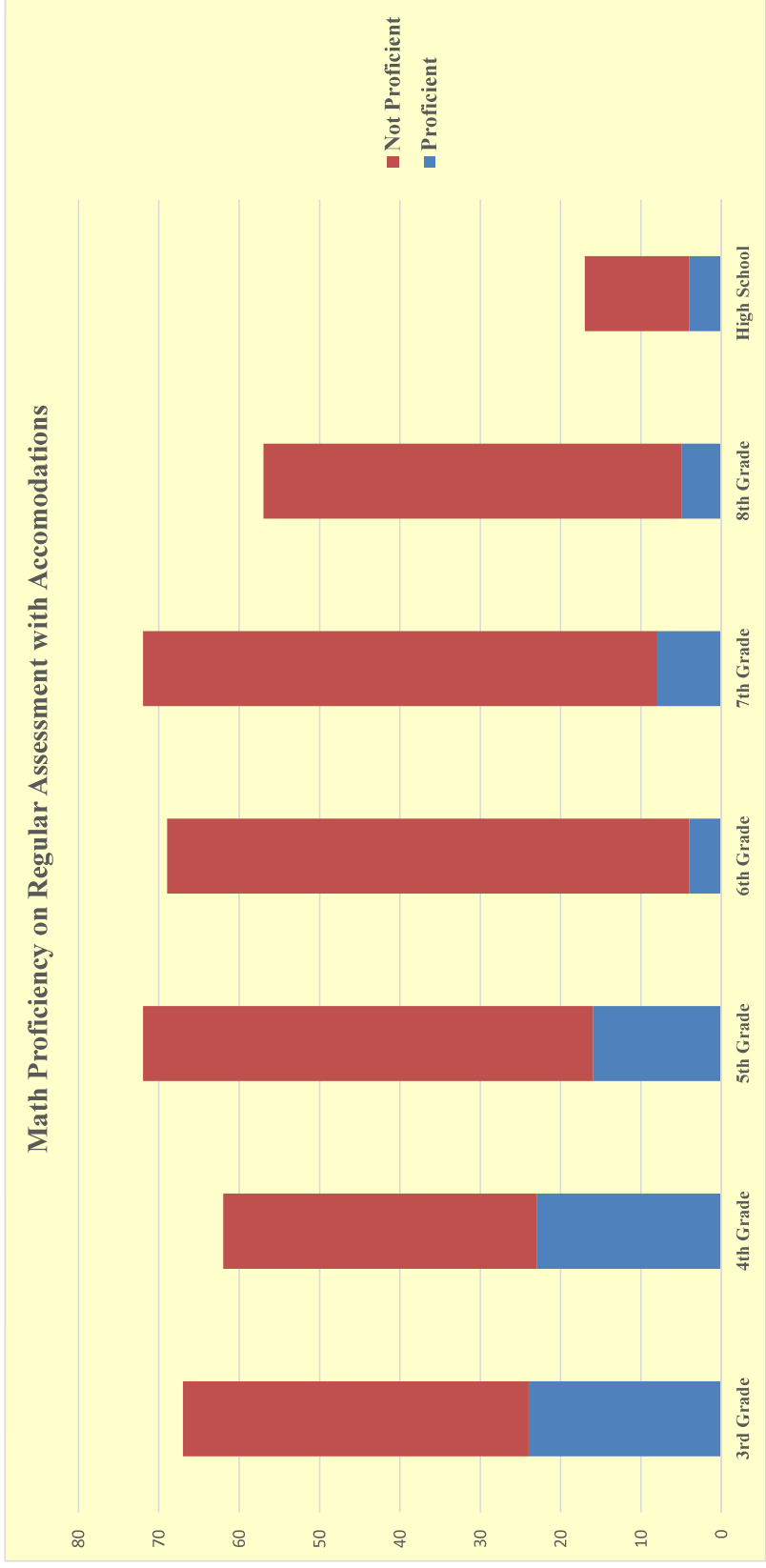
Participation of Students Math Assessment



**CNMI PUBLIC SCHOOL SYSTEM
SPECIAL EDUCATION PROGRAM
2022- 2023 ASSESSMENT DATA**

STAR MATH with Accommodations Proficiency Data

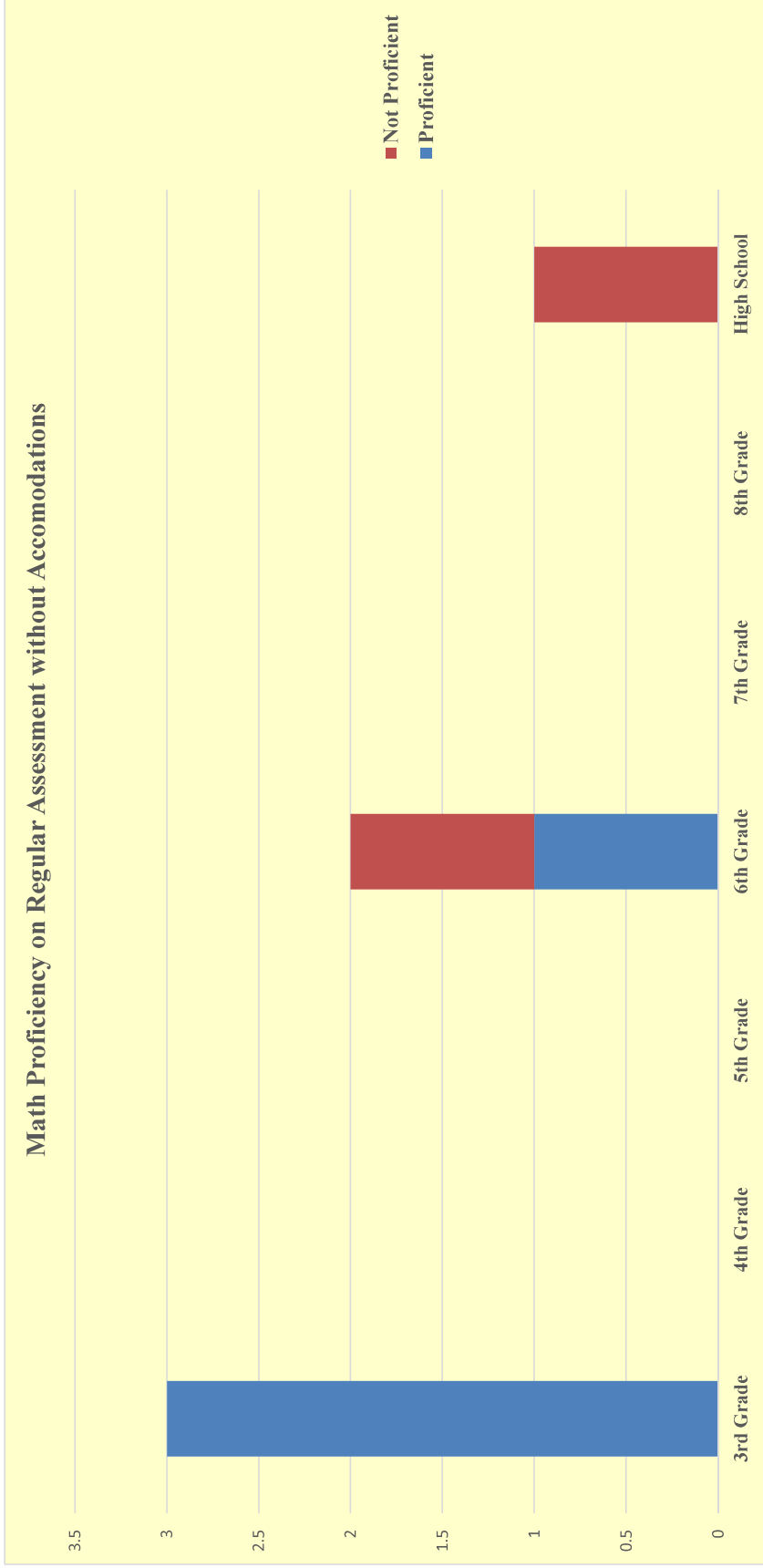
MATH (W/ACCOM)	Proficient	Not Proficient	TOTAL
3rd Grade	24	43	67
4th Grade	23	39	62
5th Grade	16	56	72
6th Grade	4	65	69
7th Grade	8	64	72
8th Grade	5	52	57
High School	4	13	17
TOTAL	84	332	416



**CNMI PUBLIC SCHOOL SYSTEM
SPECIAL EDUCATION PROGRAM
2022- 2023 ASSESSMENT DATA**

STAR MATH without Accommodation Proficiency Data

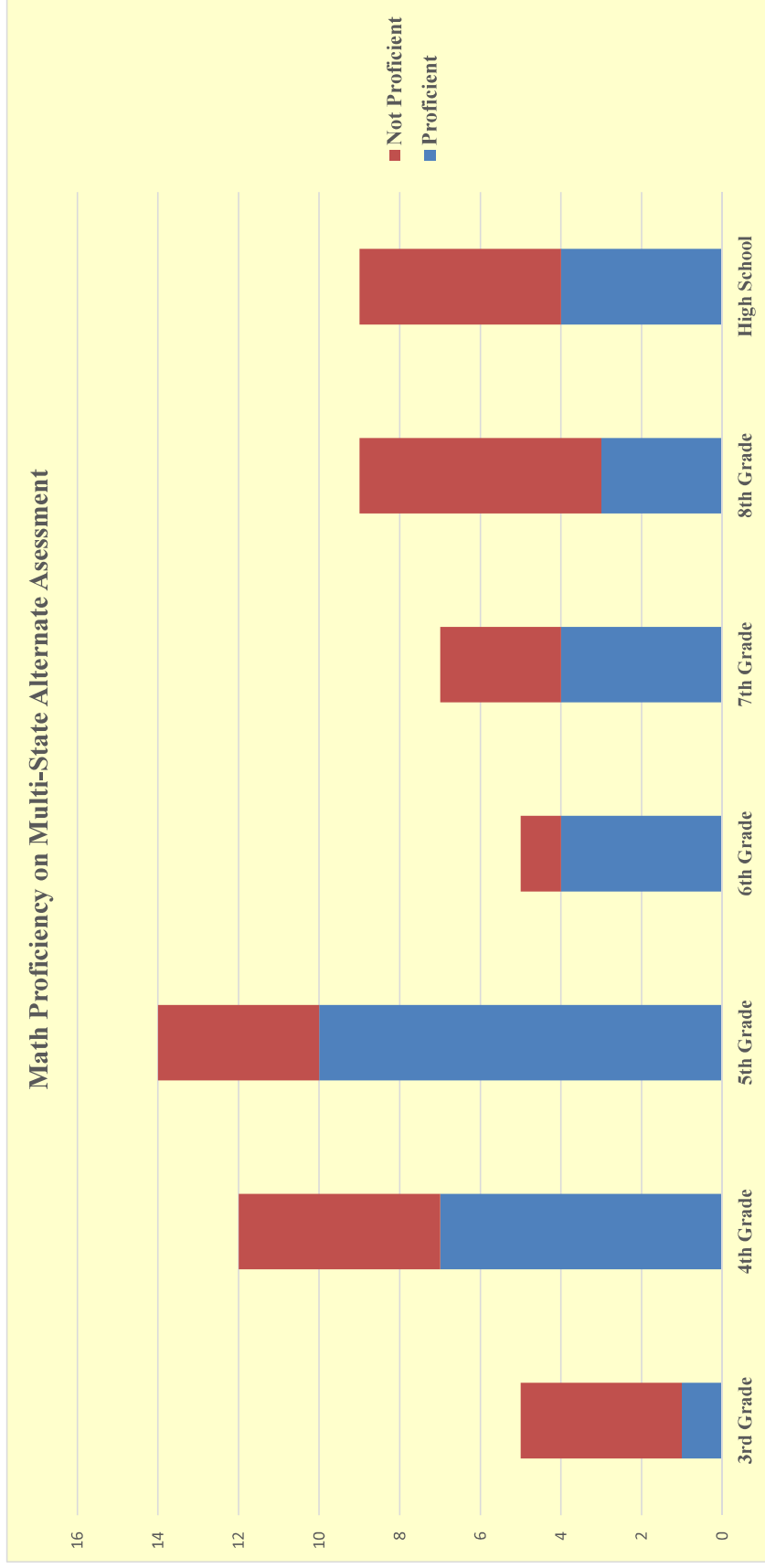
MATH (W/O ACCOM)	Proficient	Not Proficient	TOTAL
3rd Grade	3	0	3
4th Grade	0	0	0
5th Grade	0	0	0
6th Grade	1	1	2
7th Grade	0	0	0
8th Grade	0	0	0
High School	0	1	1
TOTAL	4	2	6



**CNMI PUBLIC SCHOOL SYSTEM
SPECIAL EDUCATION PROGRAM
2022- 2023 ASSESSMENT DATA**

Math Multi-State Alternate Assessment Proficiency Data

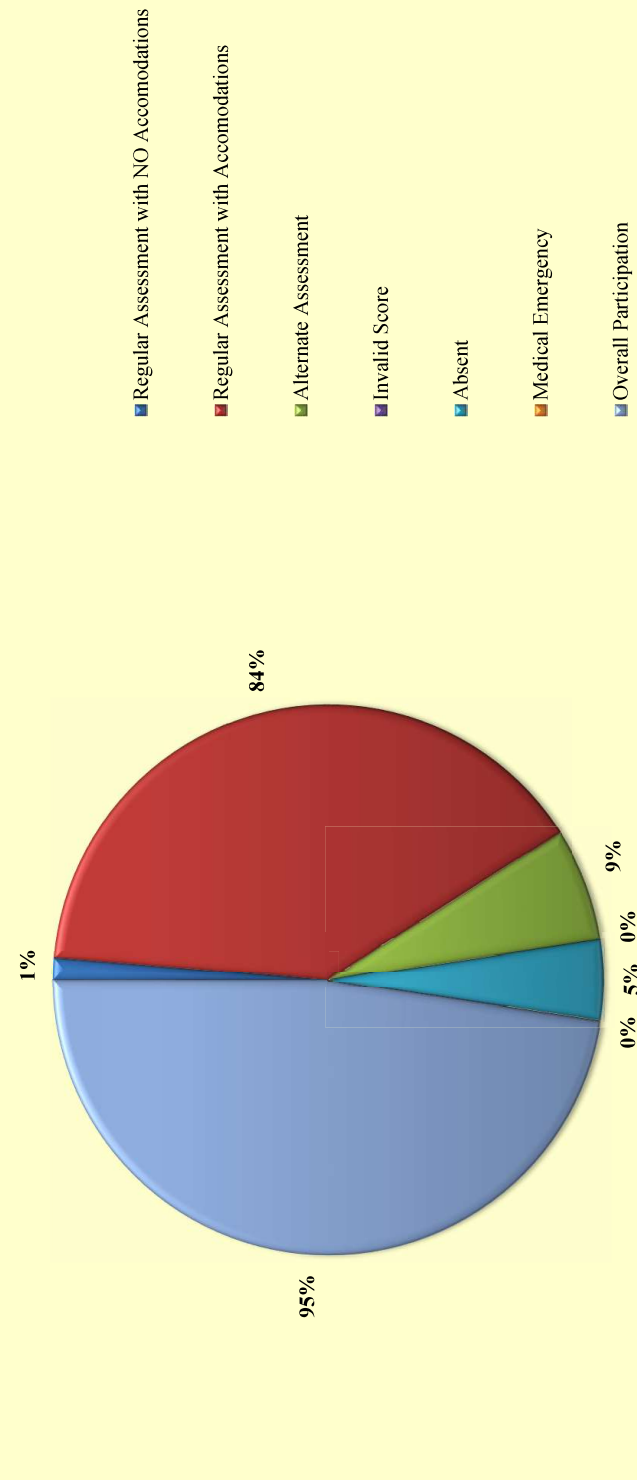
MATH (AA)	Proficient	Not Proficient	TOTAL
3rd Grade	1	4	5
4th Grade	7	5	12
5th Grade	10	4	14
6th Grade	4	1	5
7th Grade	4	3	7
8th Grade	3	6	9
High School	4	5	9
TOTAL	33	28	61



**CNMI PUBLIC SCHOOL SYSTEM
SPECIAL EDUCATION PROGRAM
2022 - 2023 ASSESSMENT DATA**

READING	Regular Assessment with NO Accommodations	Regular Assessment with Accommodations	Alternate Assessment	Invalid Score	Absent	Medical Emergency	TOTAL
3rd Grade	60	3	5	0	19	0	87
4th Grade	66	0	12	0	1	0	79
5th Grade	72	0	14	0	4	0	90
6th Grade	63	2	5	0	9	0	79
7th Grade	70	0	7	0	10	0	87
8th Grade	58	0	9	0	3	0	70
High School	20	0	9	1	7	0	37
TOTAL	409	5	61	1	53	0	529
PERCENTAGE	77%	1%	12%	0%	10%	0%	95%

Participation of Students Reading Assessment

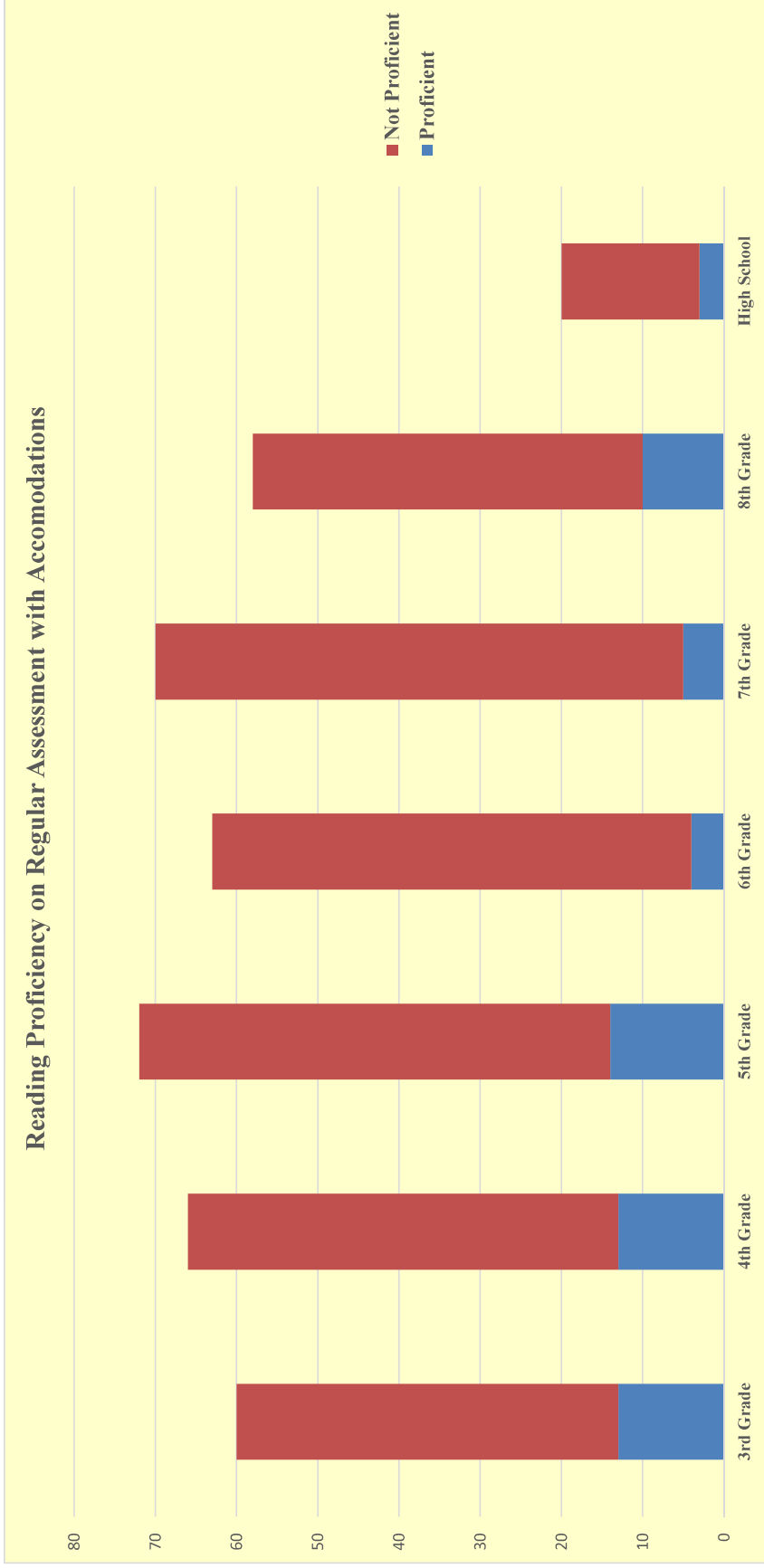


**CNMI PUBLIC SCHOOL SYSTEM
SPECIAL EDUCATION PROGRAM
2022 - 2023 ASSESSMENT DATA**

STAR READING with Accommodations Proficiency Data

READING (W/ACCOM)	Proficient	Not Proficient	TOTAL
3rd Grade	13	47	60
4th Grade	13	53	66
5th Grade	14	58	72
6th Grade	4	59	63
7th Grade	5	65	70
8th Grade	10	48	58
High School	3	17	20
TOTAL	62	347	409

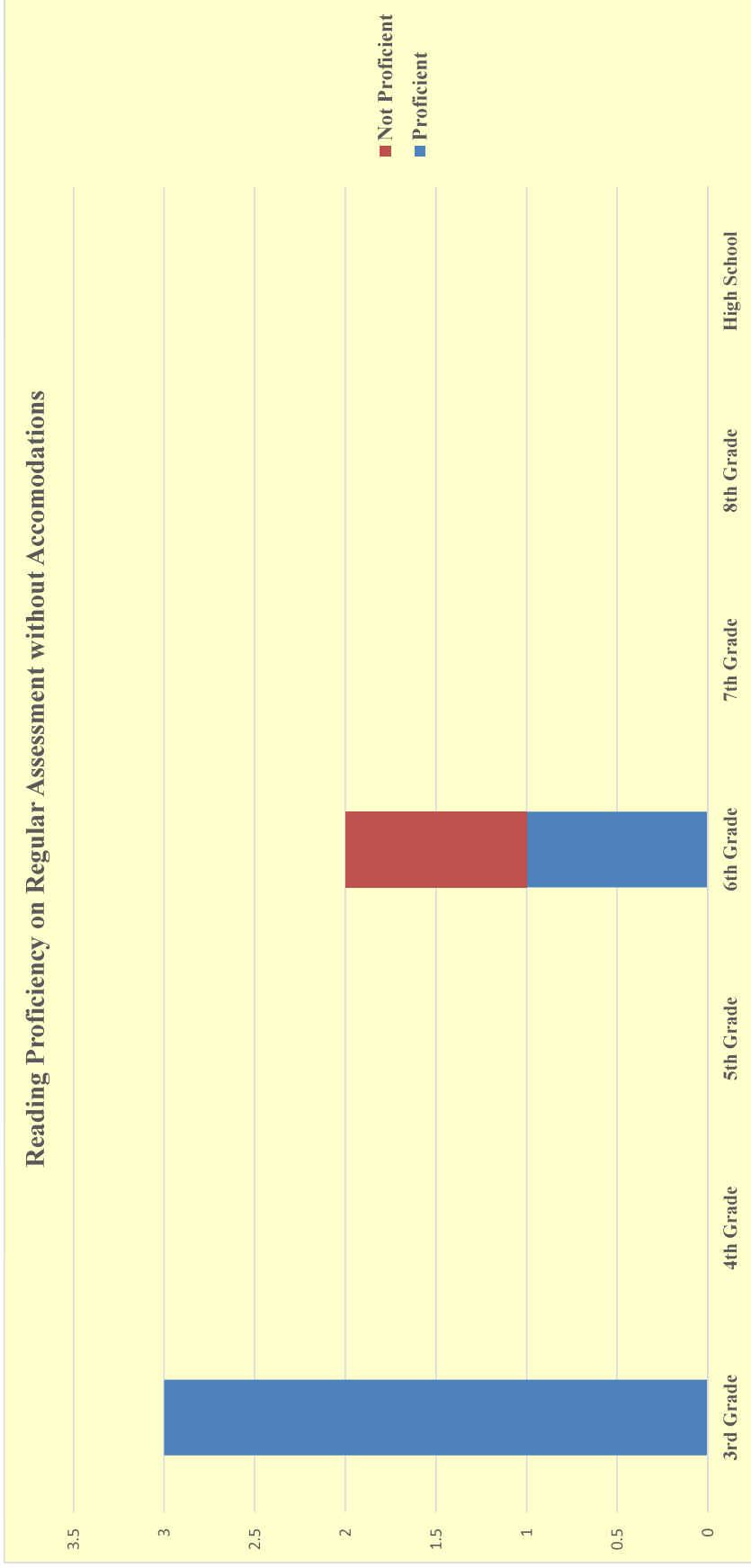
Reading Proficiency on Regular Assessment with Accommodations



**CNMI PUBLIC SCHOOL SYSTEM
SPECIAL EDUCATION PROGRAM
2022 - 2023 ASSESSMENT DATA**

STAR READING without Accomodation Proficiency Data

READING (W/O ACCOM)	Proficient	Not Proficient	TOTAL
3rd Grade	3	0	3
4th Grade	0	0	0
5th Grade	0	0	0
6th Grade	1	1	2
7th Grade	0	0	0
8th Grade	0	0	0
High School	0	0	0
TOTAL	4	1	5



**CNMI PUBLIC SCHOOL SYSTEM
SPECIAL EDUCATION PROGRAM
2022 - 2023 ASSESSMENT DATA**

Reading Multi-State Alternate Assessment Proficiency Data

READING (AA)	Proficient	Not Proficient	TOTAL
3rd Grade	1	4	5
4th Grade	4	8	12
5th Grade	4	10	14
6th Grade	3	2	5
7th Grade	1	6	7
8th Grade	1	8	9
High School	3	6	9
TOTAL	17	44	61

Reading Proficiency on Multi-State Alternate Assessment

