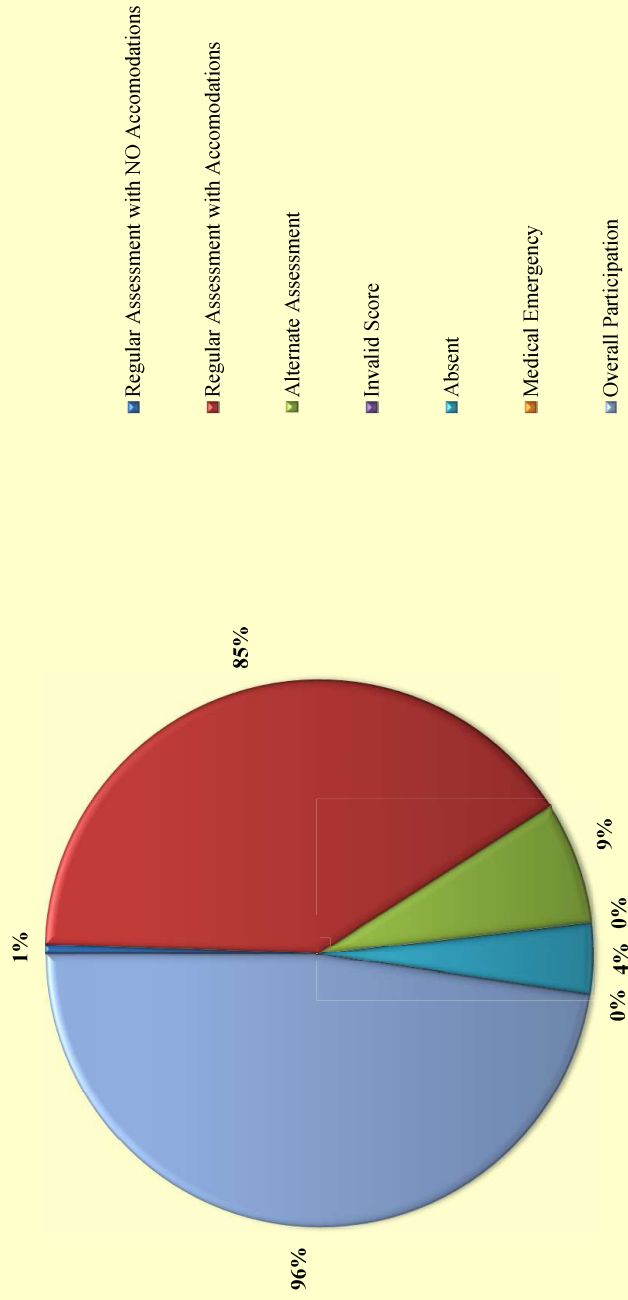


**CNMI PUBLIC SCHOOL SYSTEM
SPECIAL EDUCATION PROGRAM
2023- 2024 ASSESSMENT DATA**

MATH	Regular Assessment with Accommodations	Regular Assessment with NO Accommodations	Alternate Assessment	Invalid Score	Absent	Medical Emergency	TOTAL
3rd Grade	44	0	9	0	7	0	60
4th Grade	86	1	8	0	0	0	95
5th Grade	73	0	12	0	3	0	88
6th Grade	75	2	13	0	2	0	92
7th Grade	68	1	6	0	3	0	78
8th Grade	73	0	7	0	2	0	82
High School	40	3	7	0	3	0	53
TOTAL	459	7	62	0	20	0	548
PERCENTAGE	84%	1%	11%	0%	4%	0%	96%

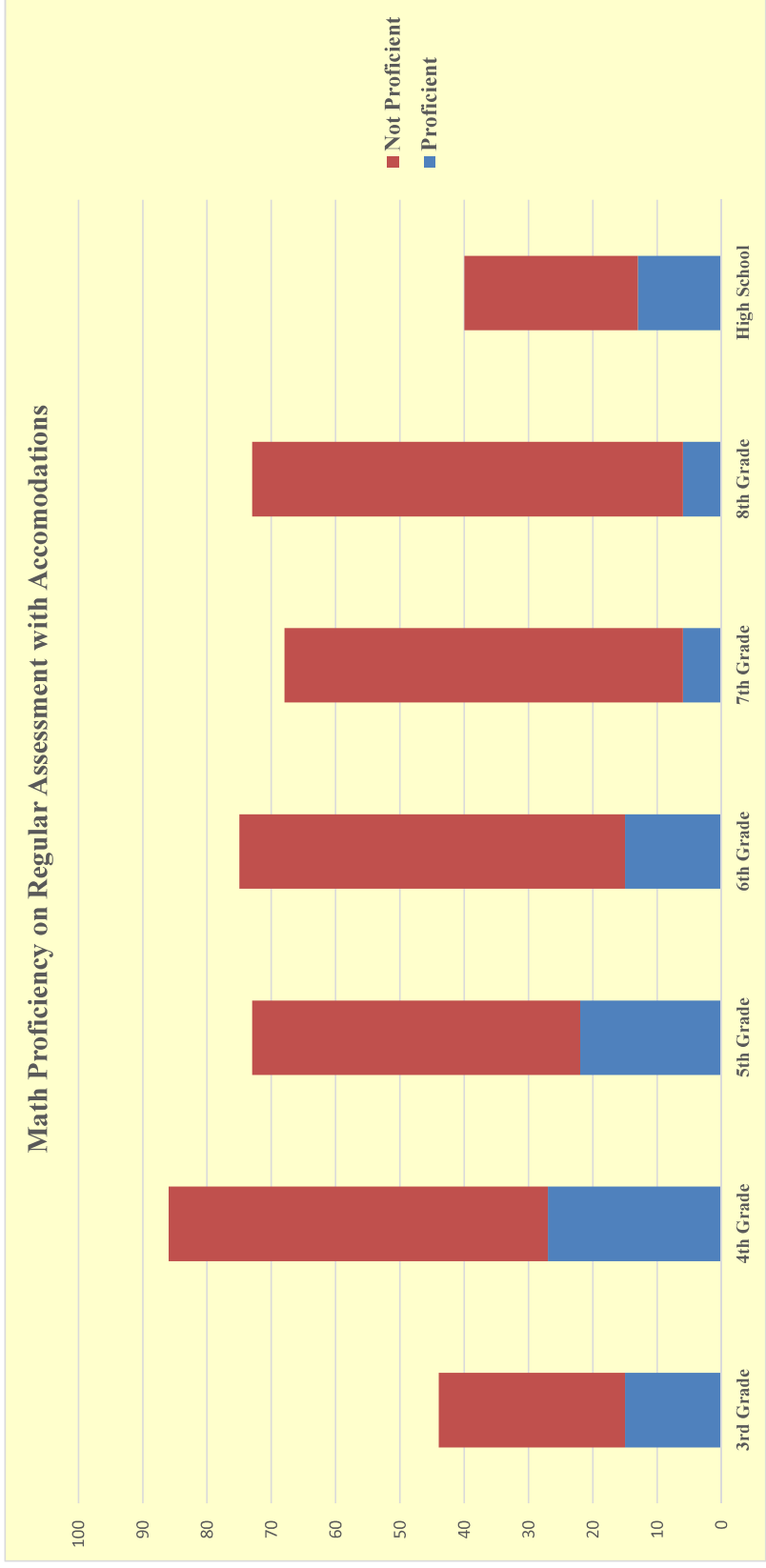
Participation of Students Math Assessment



**CNMI PUBLIC SCHOOL SYSTEM
SPECIAL EDUCATION PROGRAM
2023- 2024 ASSESSMENT DATA**

STAR MATH with Accommodations Proficiency Data

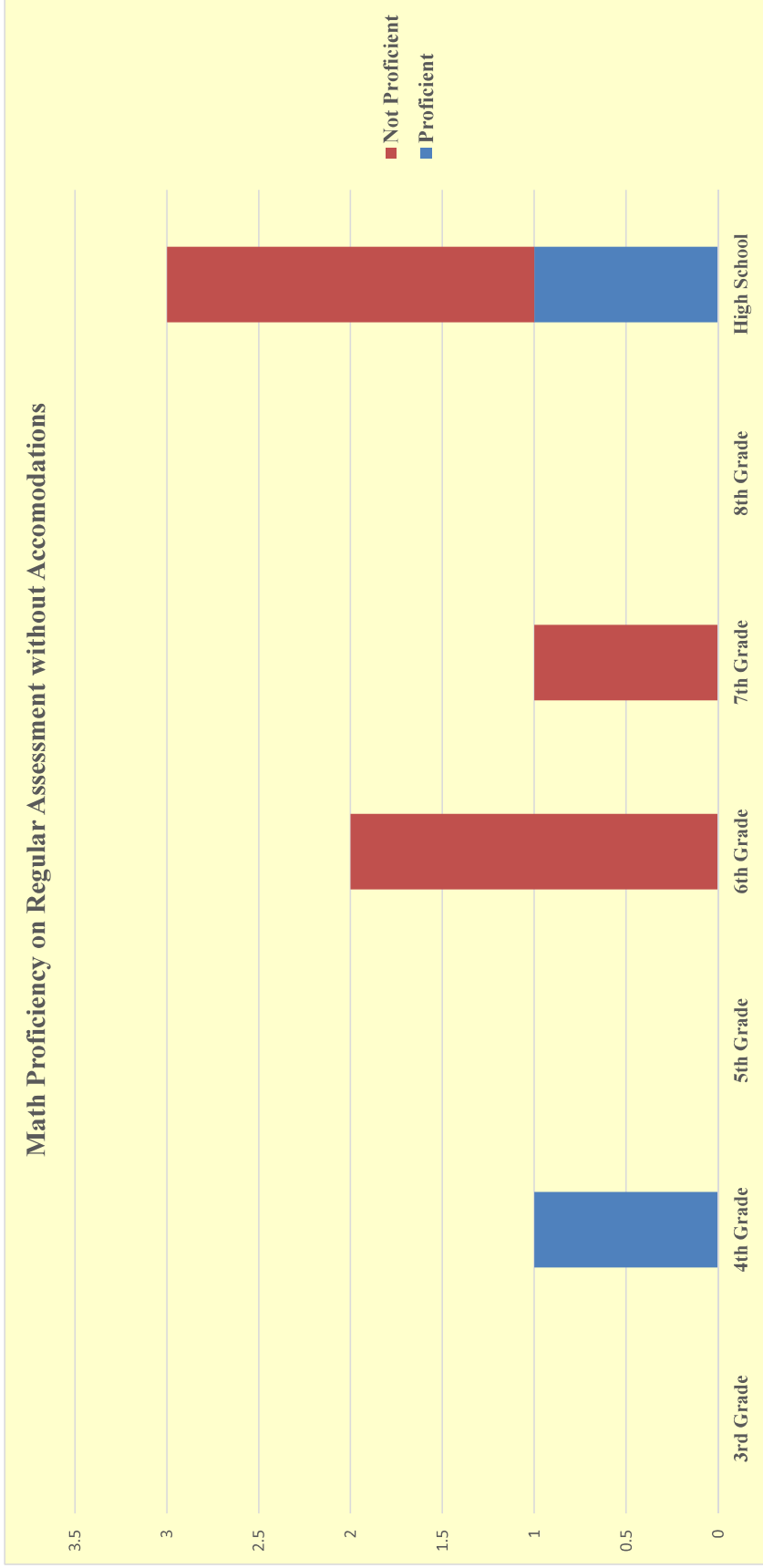
MATH (W/ACCOM)	Proficient	Not Proficient	TOTAL
3rd Grade	15	29	44
4th Grade	27	59	86
5th Grade	22	51	73
6th Grade	15	60	75
7th Grade	6	62	68
8th Grade	6	67	73
High School	13	27	40
TOTAL	104	355	459



**CNMI PUBLIC SCHOOL SYSTEM
SPECIAL EDUCATION PROGRAM
2023- 2024 ASSESSMENT DATA**

STAR MATH without Accommodation Proficiency Data

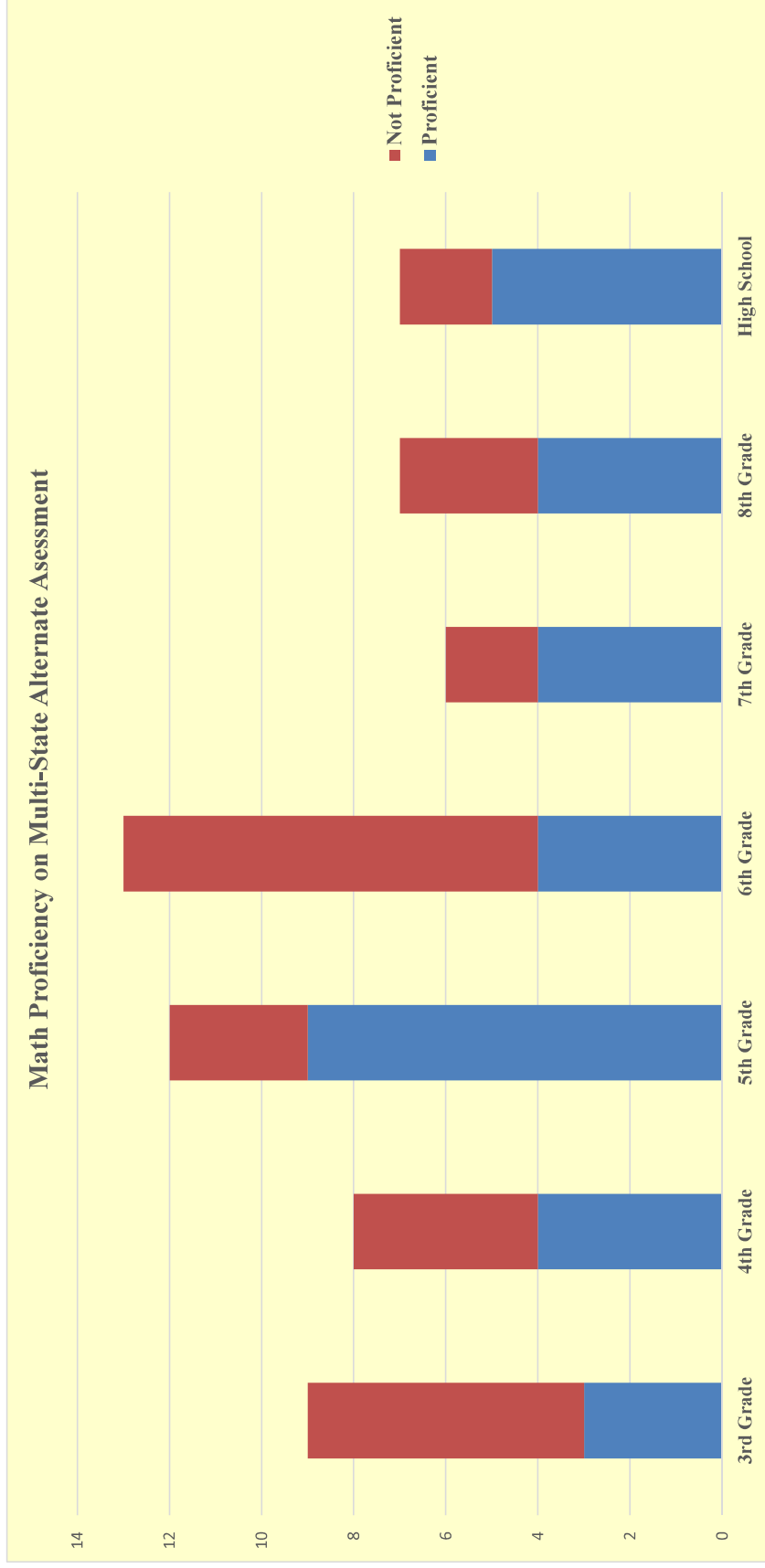
MATH (W/O ACCOM)	Proficient	Not Proficient	TOTAL
3rd Grade	0	0	0
4th Grade	1	0	1
5th Grade	0	0	0
6th Grade	0	2	2
7th Grade	0	1	1
8th Grade	0	0	0
High School	1	2	3
TOTAL	2	5	7



**CNMI PUBLIC SCHOOL SYSTEM
SPECIAL EDUCATION PROGRAM
2023- 2024 ASSESSMENT DATA**

Math Multi-State Alternate Assessment Proficiency Data

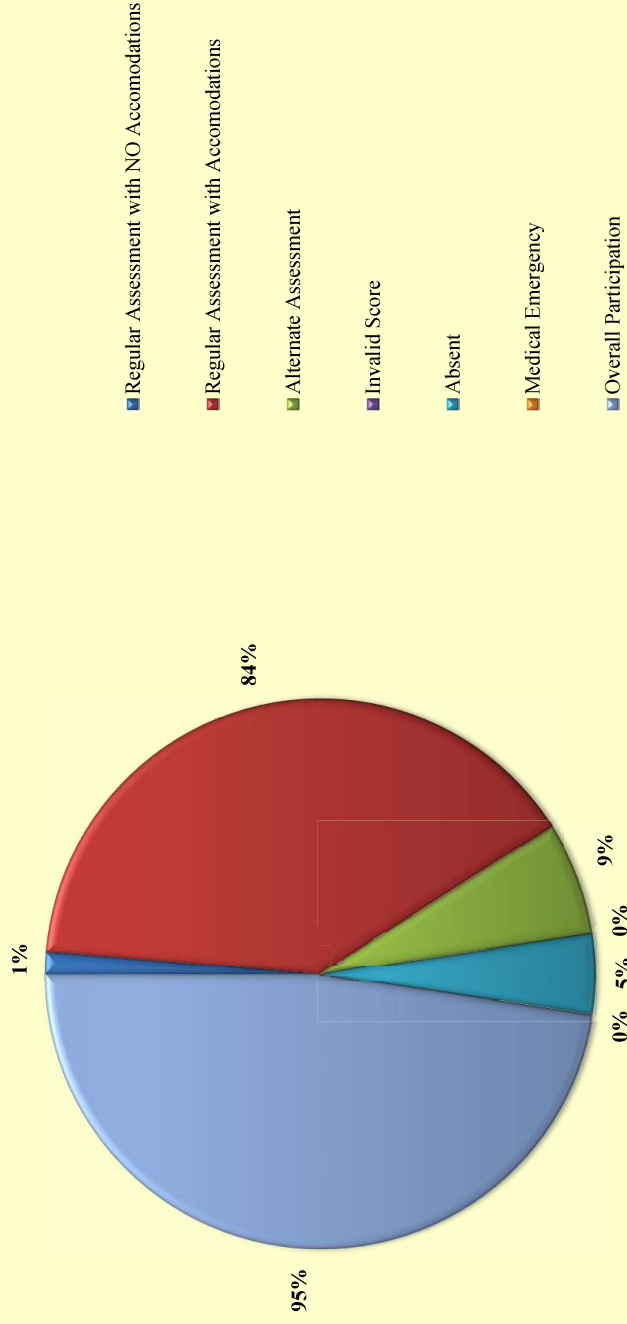
MATH (AA)	Proficient	Not Proficient	TOTAL
3rd Grade	3	6	9
4th Grade	4	4	8
5th Grade	9	3	12
6th Grade	4	9	13
7th Grade	4	2	6
8th Grade	4	3	7
High School	5	2	7
TOTAL	33	29	62



**CNMI PUBLIC SCHOOL SYSTEM
SPECIAL EDUCATION PROGRAM
2023 - 2024 ASSESSMENT DATA**

	Regular Assessment with Accommodations	Regular Assessment with NO Accommodations	Alternate Assessment	Invalid Score	Absent	Medical Emergency	TOTAL
READING							
3rd Grade	41	0	9	0	8	0	58
4th Grade	86	1	8	0	0	0	95
5th Grade	73	0	12	0	1	0	86
6th Grade	70	2	13	0	7	0	92
7th Grade	64	1	6	0	6	0	77
8th Grade	72	0	8	0	3	0	83
High School	43	3	7	0	4	0	57
TOTAL	449	7	63	0	29	0	548
PERCENTAGE	82%	1%	11%	0%	5%	0%	95%

Participation of Students Reading Assessment

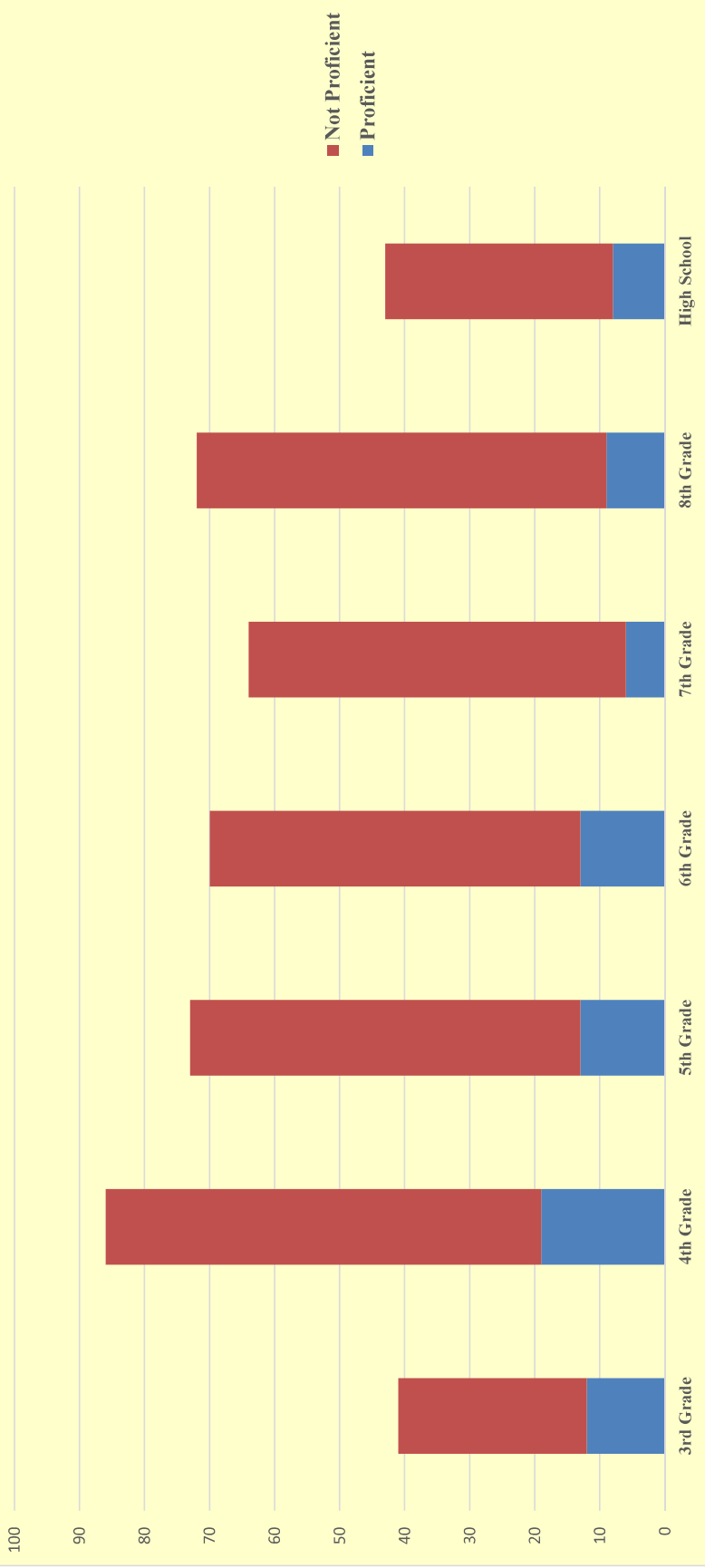


**CNMI PUBLIC SCHOOL SYSTEM
SPECIAL EDUCATION PROGRAM
2023 - 2024 ASSESSMENT DATA**

STAR READING with Accommodations Proficiency Data

READING (W/ACCOM)	Proficient	Not Proficient	TOTAL
3rd Grade	12	29	41
4th Grade	19	67	86
5th Grade	13	60	73
6th Grade	13	57	70
7th Grade	6	58	64
8th Grade	9	63	72
High School	8	35	43
TOTAL	80	369	449

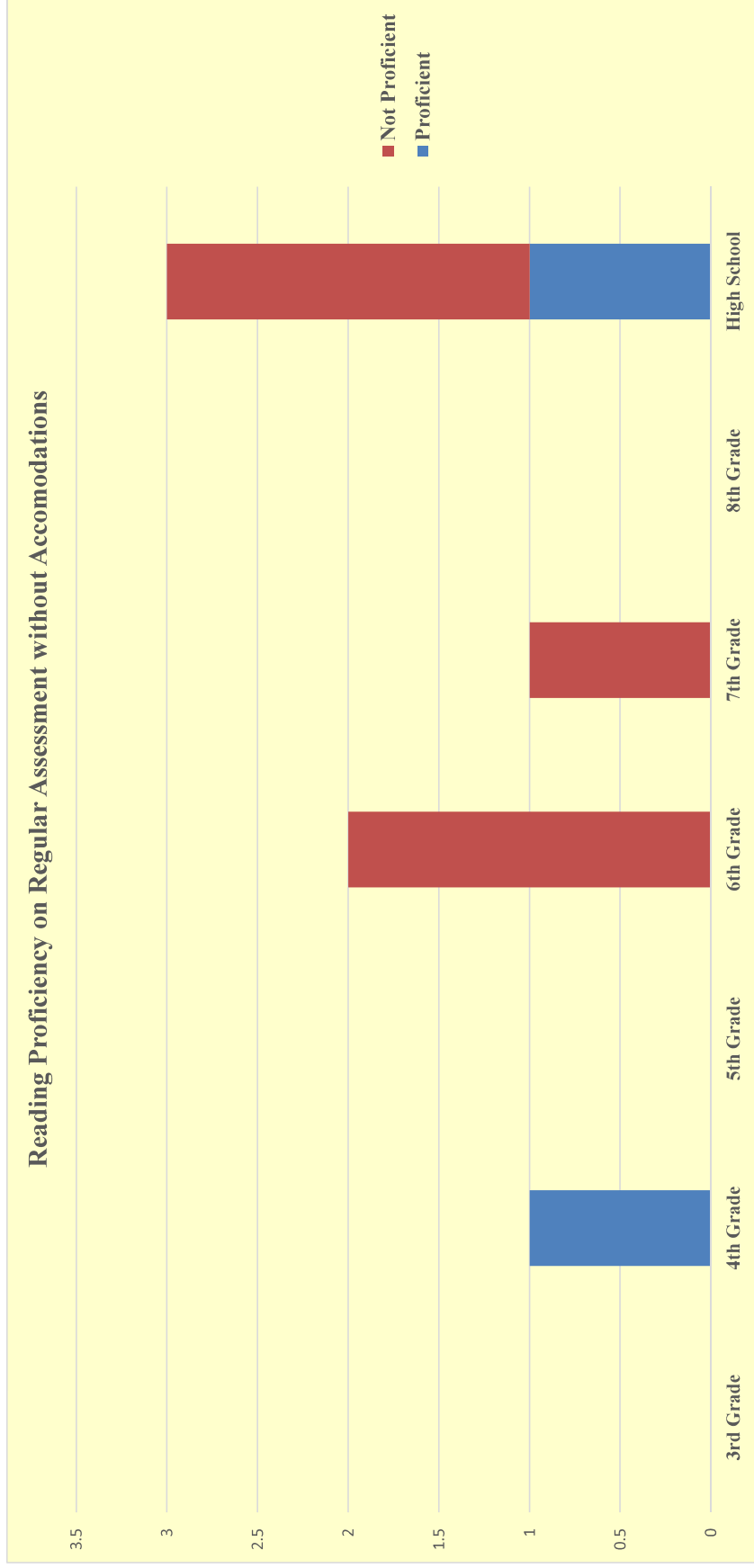
Reading Proficiency on Regular Assessment with Accommodations



**CNMI PUBLIC SCHOOL SYSTEM
SPECIAL EDUCATION PROGRAM
2023 - 2024 ASSESSMENT DATA**

STAR READING without Accommodation Proficiency Data

READING (W/O ACCOM)	Proficient	Not Proficient	TOTAL
3rd Grade	0	0	0
4th Grade	1	0	1
5th Grade	0	0	0
6th Grade	0	2	2
7th Grade	0	1	1
8th Grade	0	0	0
High School	1	2	3
TOTAL	2	5	7



**CNMI PUBLIC SCHOOL SYSTEM
SPECIAL EDUCATION PROGRAM
2023 - 2024 ASSESSMENT DATA**

Reading Multi-State Alternate Assessment Proficiency Data

READING (AA)	Proficient	Not Proficient	TOTAL
3rd Grade	1	8	9
4th Grade	4	4	8
5th Grade	4	8	12
6th Grade	5	8	13
7th Grade	4	2	6
8th Grade	3	5	8
High School	4	3	7
TOTAL	25	38	63

